

Long term crew and student housing

Future steps pending on the identification of an appropriate site.



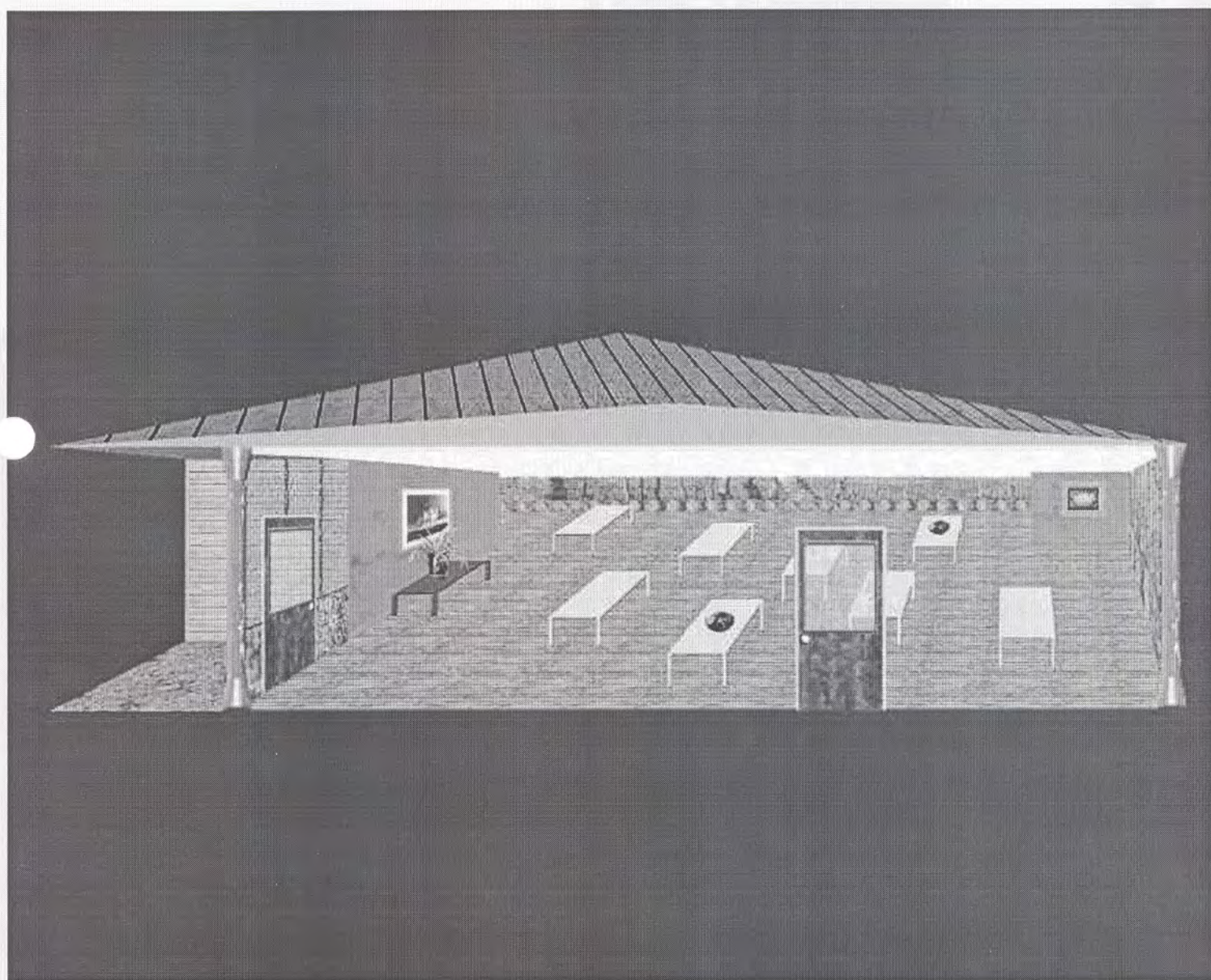
Buildings customized for specific needs and goals.

One story construction for ease of maintenance and use.

Aesthetic arrangement of buildings and lot

Rendering of Screened Patio without Adjacent Wall to the Main Building.

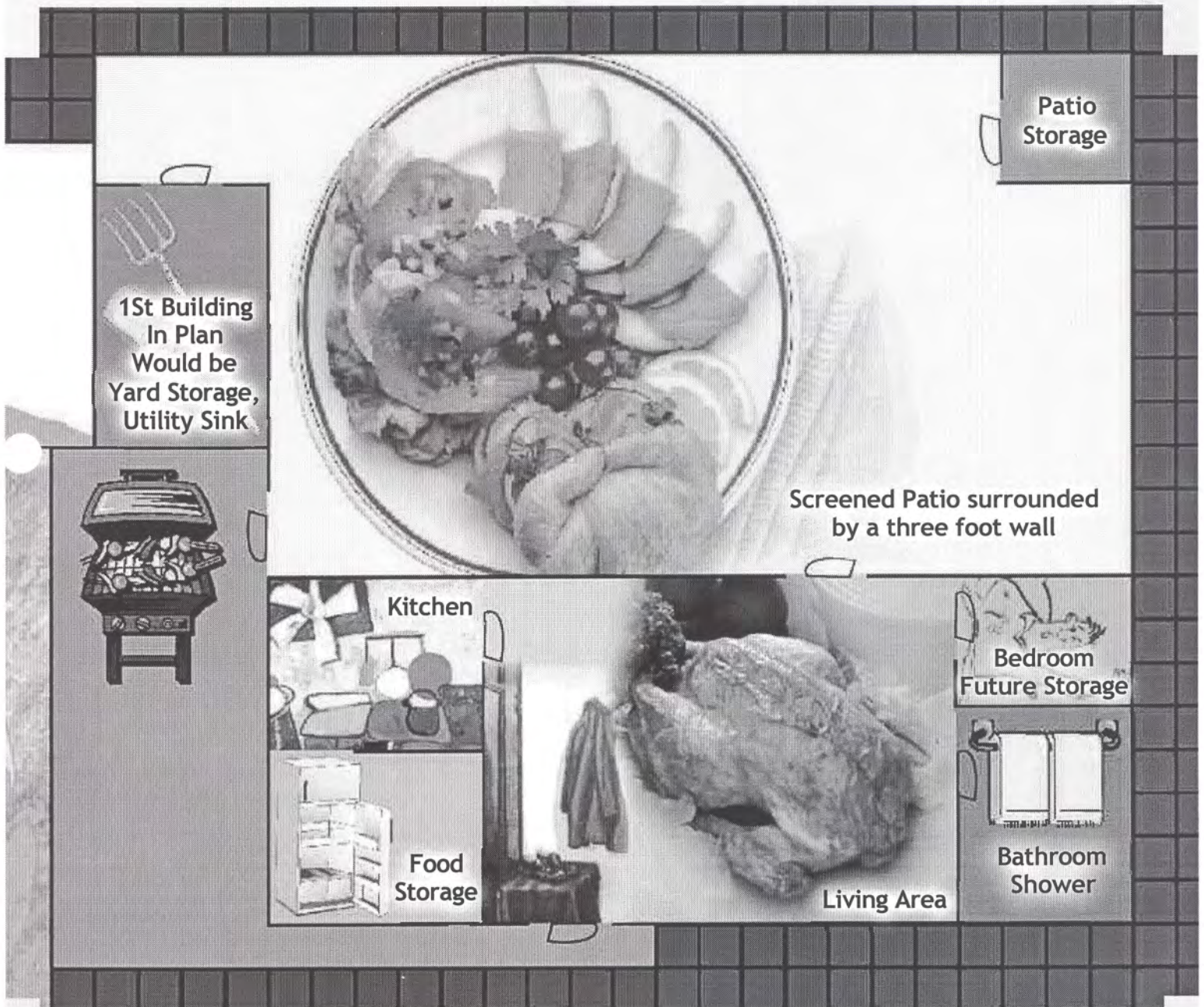
Variations include screened umbrellas over the area, a wood fence instead of the brick wall, a concrete or stone floor, and adjusted shape for standard roof size and design.



Proposed Layout for Trial Housing

Development and sponsorship by David J Kolbet

If needed, extra bedrooms could be made out of a portion of the living area.




Screened in Patio 33' x 60' plus
 a 12 x 9 section making 2,268²'
 Patio Storage 9' x 9' making 81²'
 Yard Storage 18' x 12' making 216²'
 Main Building 48' x 24' making 1,152²'

Kitchen 15' x 12' making 180²'
 Food Storage 15' x 12' making 180²'
 Living Area 33' x 15' making 792²'
 Bedroom 12' x 9' making 108²'
 Bathroom shower 12' x 15' making 180²'

Proposed Layout for Crew and Students

Beginning structures easily fit on a quarter of an acre.
Still room for additional housing development.



Orchard 45' x 57' making 2,565²'
Field Crops 75' x 48' making 3,600²'

Animals 21' x 30' making 630²'
Concrete 36' x 15, 3 x 27 making 621²'

Screened patio
Kitchen
Storage

Living area
Washroom
Bedroom

Storage Area
Fenced for animals
Food plants

Concrete
Fruit trees